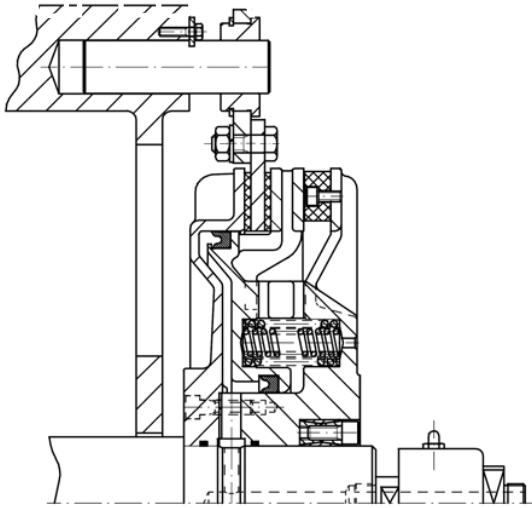


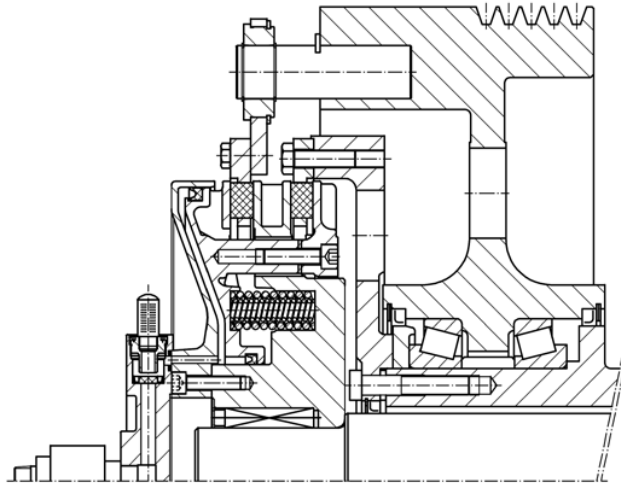
SPECIAL CLUTCH-BRAKE UNITS

FRENO-EMBRAGUES ESPECIALES



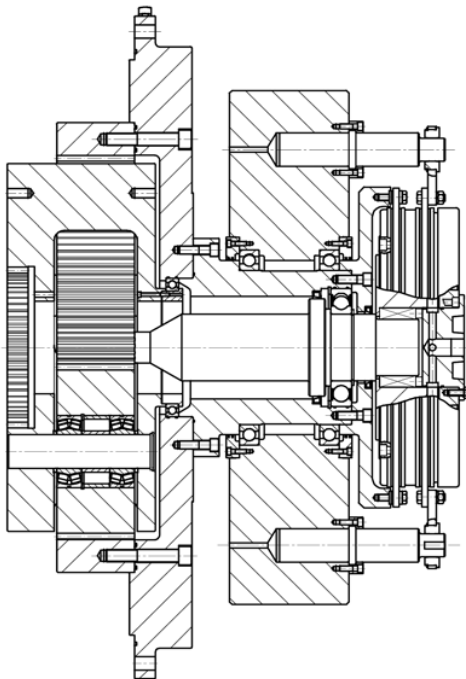
Only brake version. It is in fact a safety pneumatic brake.

Versión solo freno. Es en realidad un freno neumático de seguridad.



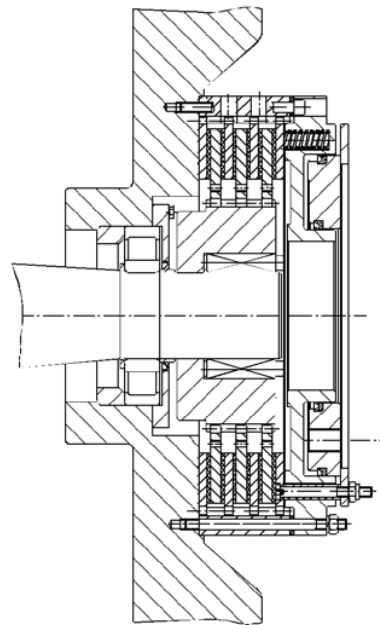
Clutch-brake unit with quick exhaust. To get very quick braking response time.

Freno-embrague con escape rápido. Se consiguen tiempos de respuesta en frenada considerablemente bajos.



Clutch-brake with planetary gear.

Freno-embrague con reductor planetario.



Pneumatic safety brake.

Freno neumático de seguridad.