

CLUTCH-BRAKES SERIES 5.0

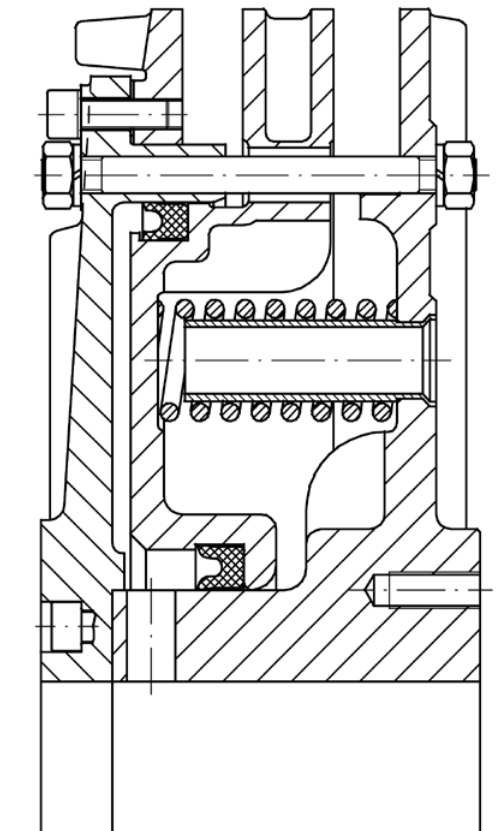
FRENO-EMBRAGUES SERIE 5.0

Series 5.0 is the latest version of our traditional design of clutch-brakes assembled with pins that tighten both covers to avoid deformation and failure due to stress.

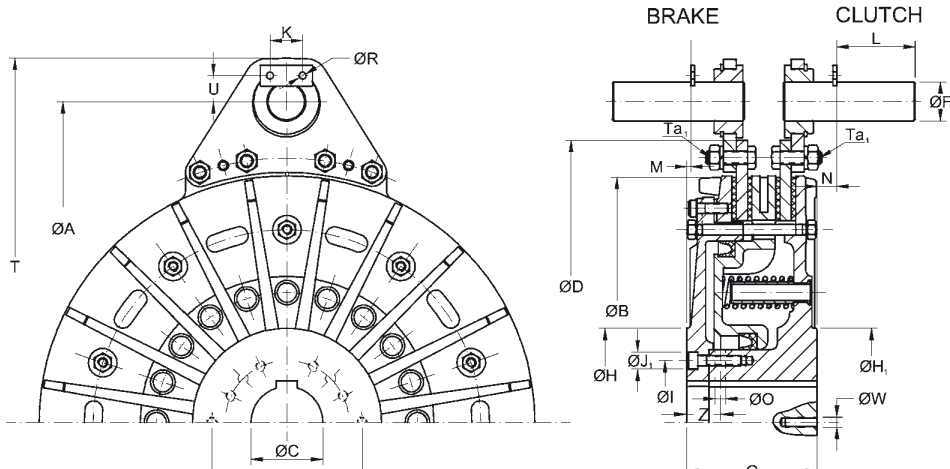
The brake side cover is manufactured in aluminium, obtaining a low inertia.

Los freno-embragues de la serie 5.0 son la última versión de nuestro tradicional diseño de freno embragues ensamblados por tirantes, los cuales atan ambas tapas para evitar deformaciones y roturas por fatiga.

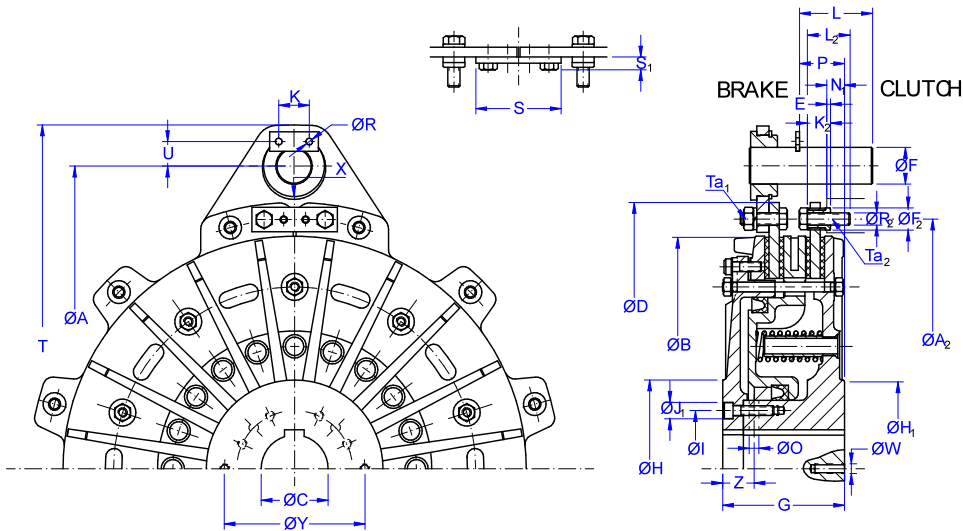
Otra de sus características es que la tapa lado freno es de aluminio con lo que se consigue una baja inercia.



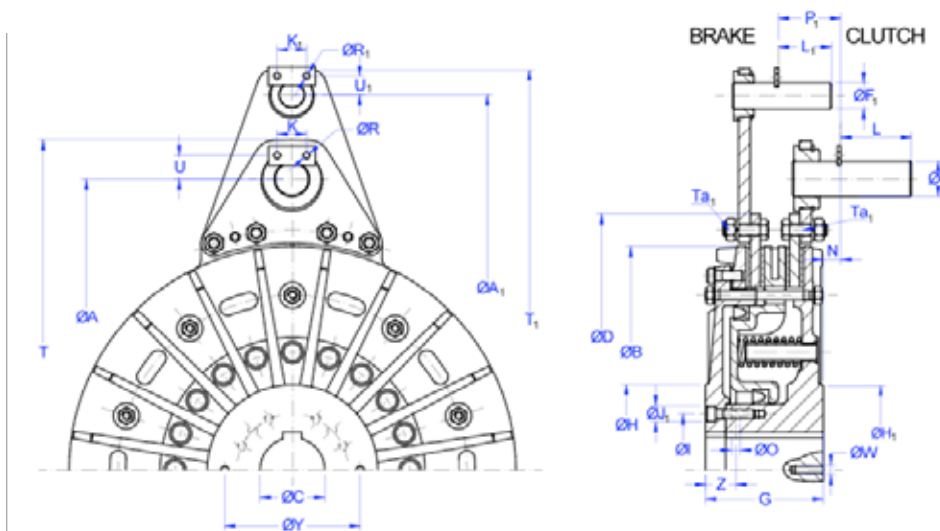
Series 5.01.*.WD



Series 5.02.*.WD



Series 5.04.*.WD



(*) Space to indicate the size
 (*) Espacio para indicar el tamaño

PNEUMATIC CLUTCH-BRAKES / FRENO-EMBRAGUES NEUMÁTICOS

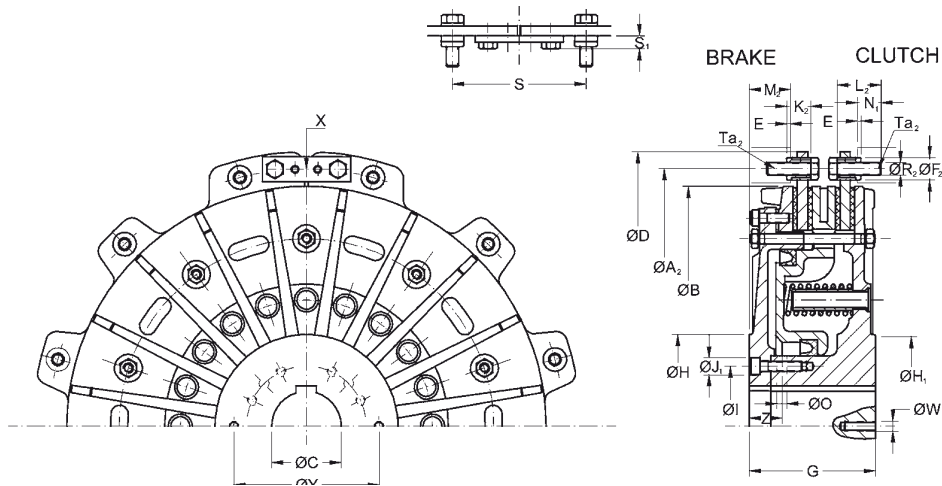
SERIES		5.01._WD / 5.02._WD / 5.04._WD									
SIZE		60	10	18	36	55	75	76	77	78	79
Clutch torque	Nm	690	1100	2100	4500	7000	10200	14300	19200	30800	45100
Brake torque		430	585	1370	2930	4250	5900	8700	11500	17700	27800
Pressure	bar	5,5									
Max speed	min ⁻¹	2300	1750	1450	1200	1000	900	800	760	600	450
Weight	5.01 WD	16	24	43	79	122	175	238	324	537	850
	5.02 WD	15	23	41	77	117	163	229	312	515	-
	5.04 WD	16	24	43	79	122	175	238	324	537	-
J. int.	Kg m ²	0,08	0,19	0,46	1,23	2,73	4,55	7,37	13,25	29,88	62
J. ext. 5.01 WD	Kg m ²	0,043	0,114	0,274	0,768	1,354	2,144	4,57	7,51	16,78	32
J. ext. 5.02 WD		0,027	0,062	0,202	0,53	1,044	1,555	3,342	6,51	12,6	-
J. ext. 5.04 WD		0,043	0,114	0,274	0,768	1,354	2,144	4,57	7,51	16,78	-
New vol	dm ³	0,136	0,23	0,482	0,797	1,15	1,47	2,25	2,83	5,37	7,3
Max. wear Volum.		0,255	0,385	0,792	1,37	1,9	2,44	3,86	4,98	8,7	11
∅ A	Min. Max.	345	390	495	610	695	770	880	970	1140	1300
∅ A1		440	490	635	790	885	990	1135	1235	1450	-
∅ A2		283	325	408	500	584	640	725	810	945	1080
∅ B		265	305	380	466	542	599	675	755	885	1000
∅ C (H7)		32	35	45	50	60	60	75	90	115	140
		52	65	80	108	114	125	145	160	180	220
∅ D		305	347	435	535	620	680	775	865	1000	1145
E		2	3	3	3	5	5	5	5	5	-
∅ F		22	22	30	40	40	45	55	55	65	75
∅ F ₁		14	14	22	30	30	40	45	45	55	-
∅ F ₂	12	15	18	25	25	30	35	40	42	-	
G	72	82	100	125	145	160	185	203	255	295	
∅ H	105	125	145	190	206	225	265	276	300(330)	376	
∅ H ₁	110	130	145	180	200	220	265	276	300	376	
∅ I	66	82	95	123	136	150	168	186	212	290	
∅ J ₁	10,5	10,5	13,5	13,5	16,5	16,5	18,5	22,5	28	32	
K	25	25	25	35	35	35	45	45	45	60	
K ₁	20	20	25	25	25	35	35	35	45	-	
K ₂	14	17	19	25	30	32	36	40	48	-	
L	45	45	60	80	80	90	110	110	130	150	
L ₁	28	28	45	60	60	80	90	90	110	-	
L ₂	25	30	35	45	50	60	70	80	90	-	
M	1	1	3	4	4	8	8	14	20	57,5	
N	10	12,5	15	15	15	17,5	20	20	20	16,5	
N ₁	12	14	14,5	17	19	20	22	25	33	-	
∅ O	8	10	12	14	16	16	20	20	28	32	
P	27	27	39	58	61	58	83	94	114	-	
P ₁	39	46,5	53	74	86	84	103	115	147	-	
∅ R	5,5	5,5	5,5	6,5	6,5	6,5	8,5	8,5	8,5	10,5	
∅ R ₁	4,5	4,5	5,5	5,5	5,5	6,5	6,5	6,5	8,5	-	
∅ R ₂	M6	M8	M10	M14	M14	M16	M20	M24	M24	-	
S	46	56	70	75	84	96	110	120	138	-	
S ₁	6,5	9,5	10,5	13,5	17	17	20	21	24	-	
T	390	435	560	695	780	870	1000	1090	1285	1460	
T ₁	475	527	680	855	950	1075	1220	1335	1570	-	
U	16	16	20	27	27	29,5	38,5	38,5	43,5	51	
U ₁	11	11	16	20	20	27	29,5	29,5	38,5	-	
W	M8	M8	M8	M10	M12	M12	M14	M16	M18	-	
∅ Y	66	82	115	145	160	170	210	220	250	-	
Z	20	21	26	31	36,5	41	48	53	67	76	
Ta ₁	Nm	11	27,5	54	95	148	230	230	450	450	780
Ta ₂		10	25	49	135	135	210	410	710	710	-

FOR DRAWINGS, SPECIFICATIONS AND QUESTIONS REGARDING A GOZPER PRODUCT, PLEASE CONTACT US:
 Toll-Free: 1-800-813-0844 | Phone: 1-941-358-9447 | Fax: 1-941-358-9647 | Email: sales@gozperusa.com | www.gozperusa.com

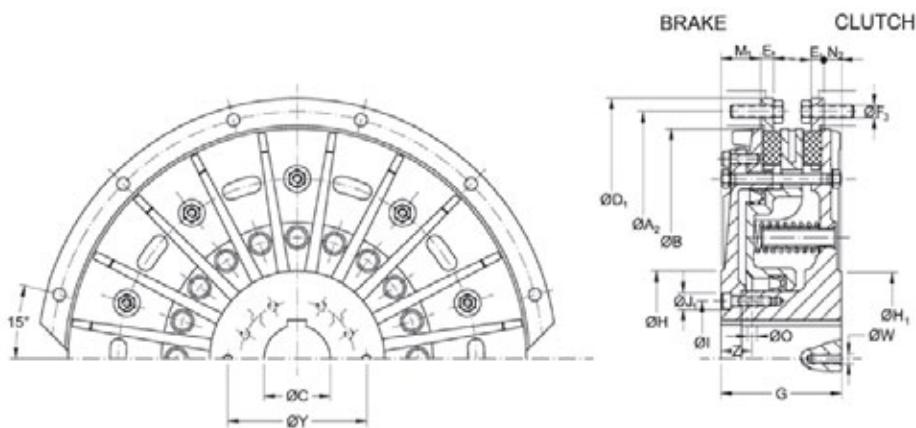


Torque Technologies, the exclusive U.S. stocking agency of GOZPER Clutches, Brakes and Clutch-Brakes provides expert, computerized application engineering and retrofit services to customers across the USA.

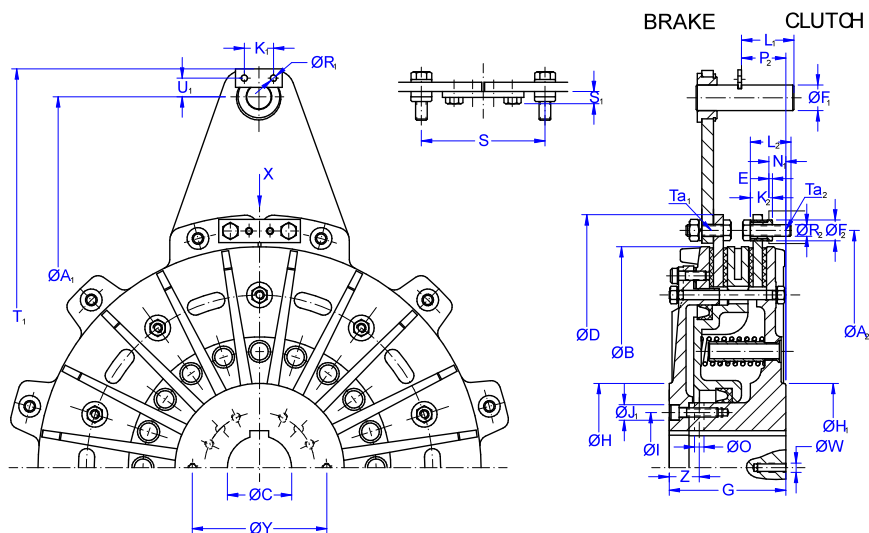
Series 5.05.*.WD



Series 5.05.*.WA



Series 5.06.*.WD



(*) Space to indicate the size
 (*) Espacio para indicar el tamaño

PNEUMATIC CLUTCH-BRAKES / FRENO-EMBRAGUES NEUMÁTICOS

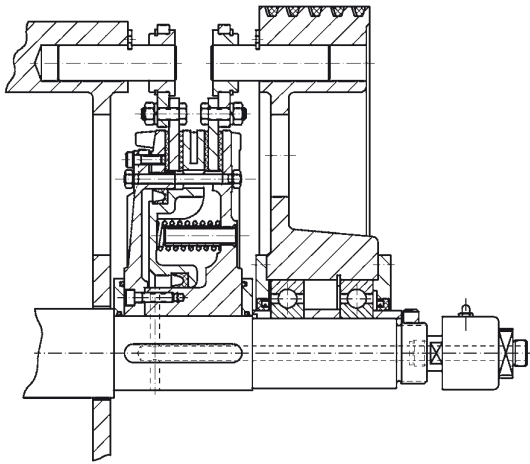
FOR DRAWINGS, SPECIFICATIONS AND QUESTIONS REGARDING A GOIZPER PRODUCT, PLEASE CONTACT US:
 Toll-Free: 1-800-813-0844 | Phone: 1-941-358-9447 | Fax: 1-941-358-9647 | Email: sales@goizperusa.com | www.goizperusa.com



Torque Technologies, the exclusive U.S. stocking agency of GOIZPER Clutches, Brakes and Clutch-Brakes provides expert, computerized application engineering and retrofit services to customers across the USA.

SERIES		5.05.__.WD / 5.05.__.WA / 5.06.__.WD									
SIZE		60	10	18	36	55	75	76	77	78	79
Clutch torque	Nm	690	1100	2100	4500	7000	10200	14300	19200	30800	45100
Brake torque		430	585	1370	2930	4250	5900	8700	11500	17700	27800
Pressure	bar	5,5									
Max speed	min ⁻¹	2300	1750	1450	1200	1000	900	800	760	600	450
5.05 WD	Kg	14	22	39	73	111	153	220	301	494	850
Weight 5.05 WA		-	22	41	75	112	159	230	292	482	-
5.06 WD		15	23	41	77	117	163	229	312	515	-
J. int.	Kg m ²	0,08	0,19	0,46	1,23	2,73	4,55	7,37	13,25	29,88	62
J. ext. 5.05 WD		0,027	0,062	0,202	0,53	1,044	1,555	3,342	6,513	12,6	32
J. ext. 5.05 WA		-	0,045	0,131	0,341	0,881	1,261	2,24	3,87	8,46	-
J. ext. 5.06 WD		0,027	0,062	0,202	0,53	1,044	1,555	3,342	6,513	12,6	-
New vol.	dm ³	0,136	0,23	0,482	0,797	1,15	1,47	2,25	2,83	5,37	7,3
Max. wear Vol.		0,255	0,385	0,792	1,37	1,9	2,44	3,86	4,98	8,7	11
Ø A1		440	490	635	790	885	990	1135	1235	1450	-
Ø A2		283	325	408	500	584	640	725	810	945	1080
Ø B		265	305	380	466	542	599	675	755	885	1000
Ø C (H7)	Min.	32	35	45	50	60	60	75	90	115	140
	Max.	52	65	80	108	114	125	145	160	180	220
Ø D ₁		-	345	430	530	620	680	770	860	995	-
Ø D		305	347	435	535	620	680	775	865	1000	1145
E		2	3	3	3	5	5	5	5	5	-
E ₁		-	9	10,5	12	16	16,5	17	18,5	24	-
Ø F ₁	12 x 30°	14	14	22	30	30	40	45	45	55	-
Ø F ₂		12	15	18	25	25	30	35	40	42	-
Ø F ₃		-	8,5	10,5	15	15	17	21	25	25	-
G		72	82	100	125	145	160	185	203	255	295
Ø H		105	125	145	190	206	225	265	276	300(330)	376
Ø H ₁		110	130	145	180	200	220	265	276	300	376
Ø I		66	82	95	123	136	150	168	186	212	290
Ø J ₁		10,5	10,5	13,5	13,5	16,5	16,5	18,5	22,5	28	32
K ₁		20	20	25	25	25	35	35	35	45	-
K ₂		14	17	19	25	30	32	36	40	48	-
L ₁		28	28	45	60	60	80	90	90	110	-
L ₂		25	30	35	45	50	60	70	80	90	-
M ₁		-	27	33	38,5	45,5	57	59	66	83,5	-
M ₂		21	24	31,5	32	41	50	50	57	73	-
N ₁		11	12	14,5	17	19	20	22	25	33	-
N ₂		-	14,5	15	21	24,5	26	31	34	42,5	-
Ø O	2 x 180°	8	10	12	14	16	16	20	20	28	32
P ₂	12 x 30°	29	34	38	59	71	66,5	83	95	127	-
Ø R ₁		4,5	4,5	5,5	5,5	5,5	6,5	6,5	6,5	8,5	-
Ø R ₂		M6	M8	M10	M14	M14	M16	M20	M24	M24	-
S		46	56	70	75	84	96	110	120	138	-
S ₁		6,5	9,5	10,5	13,5	17	17	20	21	24	-
T ₁		475	527	680	855	950	1075	1220	1335	1570	-
U ₁		11	11	16	20	20	27	29,5	29,5	38,5	-
W		M8	M8	M8	M10	M12	M12	M14	M16	M18	-
Ø Y		66	82	115	145	160	170	210	220	250	-
Z		20	21	26	31	36,5	41	48	53	67	76
Ta ₁	Nm	11	27,5	54	95	148	230	230	450	450	780
Ta ₂		10	25	49	135	135	210	410	710	710	-

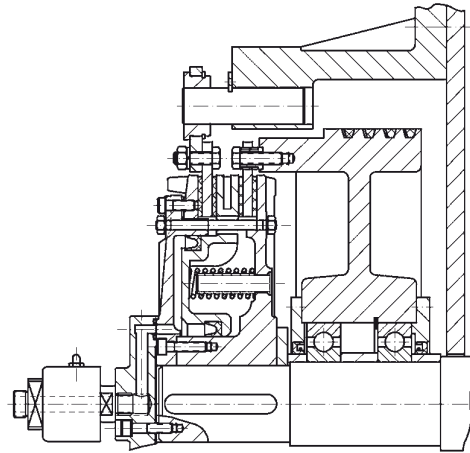
ASSEMBLY EXAMPLES / EJEMPLOS DE MONTAJE



Series 5.01. __. WD

Mounting between frame and flywheel by means of identical pins in both clutch and brake side.

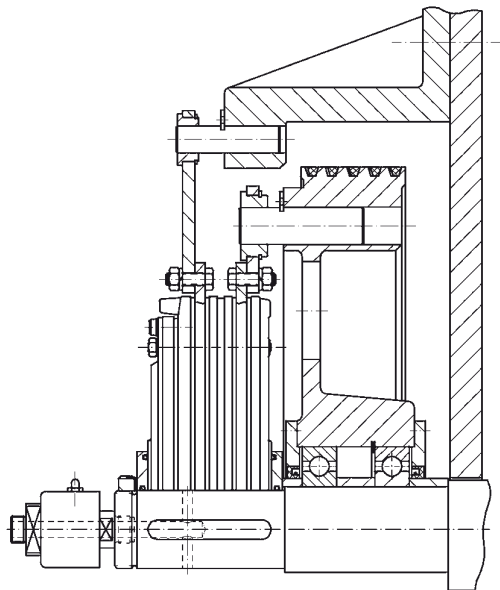
Montaje entre bastidor y volante con bulones iguales en el lado embrague y lado freno.



Series 5.02. __. AD

Mounting at shaft end by means of 12 bushings on the clutch side and two pins on the brake side.

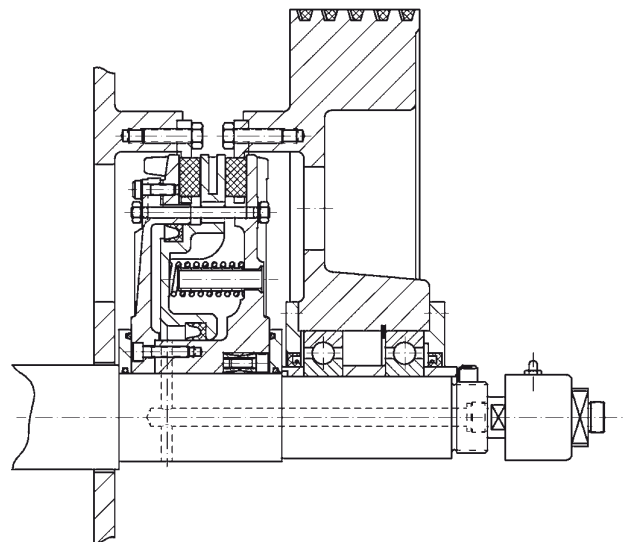
Montaje entre bastidor y volante con 12 casquillos en el lado embrague y dos bulones en el lado freno. Alimentación lateral de aire



Series 5.04. __. WD

Mounting at shaft end by means of pins on different diameters on both clutch and brake side.

Montaje en extremo de eje con bulones del lado embrague y lado freno situados en diámetros distintos.



Series 5.05. __. WA

Mounting between frame and flywheel by means of pads in both clutch and brake side. Fixed in the shaft by locking ring.

Montaje entre bastidor y volante con tacos en ambos lados. Montado en el eje con anillo de fijación.

Torque Ratings 5.0 / Rango de Pares 5.0

SIZE	QUANTITY OF SPRINGS	BRAKE TORQUE (N.m)	CLUTCH TORQUE (N.m)	
			5,5 bar	6 bar
60	12	430	690	800
	9	320	800	900
	6	215	900	1000
10	18	585	1100	1200
	15	485	1200	1300
	12	390	1300	1400
18	9	290	1400	1500
	16	1370	2100	2400
	12	1025	2400	2800
36	10	855	2600	2900
	8	685	2800	3100
	18	2930	4500	5200
55	15	2445	5000	5700
	12	1955	5500	6200
	9	1465	6000	6700
75	18	4250	7000	8000
	15	3550	7700	8700
	12	2850	8400	9500
76	9	2125	9200	10200
	24	5900	10200	11700
	20	4900	11200	12700
77	16	3900	12300	13800
	12	2950	13300	14800
	18	8700	14300	16500
78	15	7200	15800	18000
	12	5800	17400	19500
	9	4300	18900	21000
79	18	11500	19200	22000
	15	9600	21200	24000
	12	7700	23200	26000
78	9	5750	25200	28000
	18	17700	30800	35300
	15	14800	33900	38300
79	12	11800	36900	41400
	9	8850	40000	44400
	18	27800	45100	51800
79	15	23200	49900	56700
	12	18500	54700	61500
	9	13900	59600	66300

FOR DRAWINGS, SPECIFICATIONS AND QUESTIONS REGARDING A GOIZPER PRODUCT, PLEASE CONTACT US:
 Toll-Free: 1-800-813-0844 | Phone: 1-941-358-9447 | Fax: 1-941-358-9647 | Email: sales@goizperusa.com | www.goizperusa.com



Torque Technologies, the exclusive U.S. stocking agency of GOIZPER Clutches, Brakes and Clutch-Brakes provides expert, computerized application engineering and retrofit services to customers across the USA.